



**REFERRALS/CASELOAD**

726

Referrals<sup>1</sup>

100%

Referrals Contacted by ADW!<sup>2</sup>

496

Attended Orientation

68%

Show Rate



1,415

Year-to-Date (YTD) Caseload<sup>3</sup>

YTD Goal: 1,104  
% of YTD Goal: 128%  
PY Goal: 1,200

**BUDGET/SPENDING PROGRESS**

Total Budget: \$2,433,000.00

■ Spent ■ Remaining

Arapahoe County Human Services  
Budget Tracker  
(July 01, 2020 - June 30, 2021)

(89%) \$2,175,580.27

(11%) \$257,419.73

Administrative Services' Fiscal Report  
(July 01, 2020 - May 31, 2021)

(91%) \$2,202,410.15

(9%) \$230,589.85

Transportation  
Top Supportive Services  
Provided

\$1,556.47

Average Cost to Serve TANF  
Customer<sup>4</sup>

**PROGRAM RESULTS**

32.10%

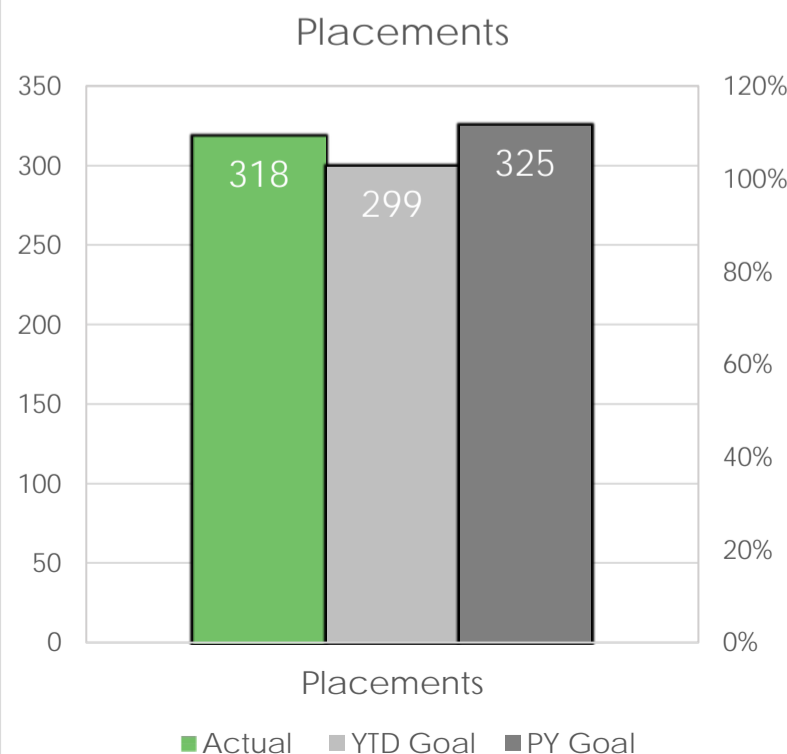
Entered Employment<sup>5</sup>  
Arapahoe County  
State Goal: 30.01%

77.55%

Workforce Participation Rate<sup>6</sup>  
Arapahoe County  
State Goal: 50%

77.00%

Workforce Participation Rate<sup>7</sup>  
Arapahoe/Douglas Works!  
State Goal: 50%



138

Average Days Until Placement  
PY Goal: 90 Days

\$16.05

Average Wage of Placement<sup>8</sup>  
PY Goal: \$12.50/hr

Healthcare

Top Industry of Placement<sup>6</sup>  
2nd: Retail  
3rd: Food Service

## PROGRAM HIGHLIGHTS

The Employment First and the Colorado Works programs continue to co-enroll participants which allows us to help support them with additional training dollars and supportive services. We will continue to co-enroll to help our participants reach their employment goals and lead them to self-sufficiency!

### ECONOMIC IMPACT & RETURN ON INVESTMENT (ROI)

**\$1,938,528**

Tax Savings as a Result of TANF Placements<sup>9</sup>

**\$10,616,112**

Aggregate New Worker Earnings from Placements<sup>10</sup>



**\$12,554,640**

Total Benefit (Economic Impact)<sup>11</sup>

*For every \$1 public dollar spent, the community gets back \$5.70 in tax savings and new worker earnings!*

### SUCCESS STORIES

KW is a single mother of three kids (ages 10, 9, and 2). During the Covid-19 pandemic, KW has had to adjust to full remote learning with her kids. KW went through a very hard time emotionally. She was soon finding herself unable to pay bills and at times not having money to buy necessities for her family. KW obtained her Medical Assistance Certification from Concord College, but because of her lack of experience she was unable to find employment since finishing the program. With the rise in Covid-19 cases, KW was constantly afraid for her and her family's safety. KW tried to maintain a strong image in front of her kids, keeping her emotions bottled up while struggling with feelings that everything was falling apart in her life. KW, in many occasions, cried during her monthly meetings, expressing the hard times she was facing and that she did not know how she would be able to stay strong. She was referred to Aurora Mental Health for support and access to resources. She was provided assistance to purchase basic needs for her baby as well Supportive Services assistance with her phone bill, utilities, and transportation. She was referred to our resume workshop to bring her resume up to date and our interview workshop to help her feel more confident when doing interviews. KW was referred to the Work-Based Learning (WBL) Program. KW enrolled in the WBL Program and she immediately started working on getting all required documentation to be ready for a placement opportunity.

On April 5, KW accepted an opportunity at the VA Hospital and is currently placed at the VA Hospital in a Work Experience training! She is taking advantage of the placement to demonstrate her work ethic and network within the hospital for a possible full-time job after the Work Experience is completed. KW is an excellent example that hard work and persistence will allow you to accomplish your goals. She has expressed how happy she is to be working again and learning new skills!

### NOTES/SOURCES

<sup>1</sup> Monthly Report Card

<sup>2</sup> TextPRO/Human Services Referral Spreadsheet

<sup>3</sup> ADWI Program Dashboard

<sup>4</sup> Administrative Services' Fiscal Report

<sup>5</sup> CBMS

<sup>6</sup> EDB WPR - All Families - Sample

<sup>7</sup> Colorado Works Program Staff

<sup>8</sup> Industry Tracking Sheet

<sup>9</sup> Average Annual Payment\* multiplied by YTD Placements

\*Average for a family of 3 per Center on Budget and Policy Priorities

<sup>10</sup> Sum total of Tax Savings as a Result of Program

<sup>11</sup> Total Benefit (Economic Impact) divided by the YTD amount spent per the Administrative Services' Fiscal Report

## REFERRALS/CASELOAD

**195**  
Referrals<sup>1</sup>

**95**  
Enrollments<sup>2</sup>

**49%**  
Orientation Show Rate

**75%**  
Program Participation Rate



**193**

Year-to-Date (YTD) Caseload<sup>3</sup>

YTD Goal: 230  
% of YTD Goal: 84%  
PY Goal: 250

## BUDGET/SPENDING PROGRESS

Total Budget: \$600,000.00

■ Expended ■ Remaining

Arapahoe County Human Services Budget Tracker  
(July 01, 2020 - June 30, 2021)

(99%) \$420,990.00 (1%) \$4,010.00

Administrative Services' Fiscal Report  
(July 01, 2020 - May 31, 2021)

(95%) \$405,775.42 (5%) \$19,224.58

Post-Secondary Education  
Top Supportive Services  
Provided

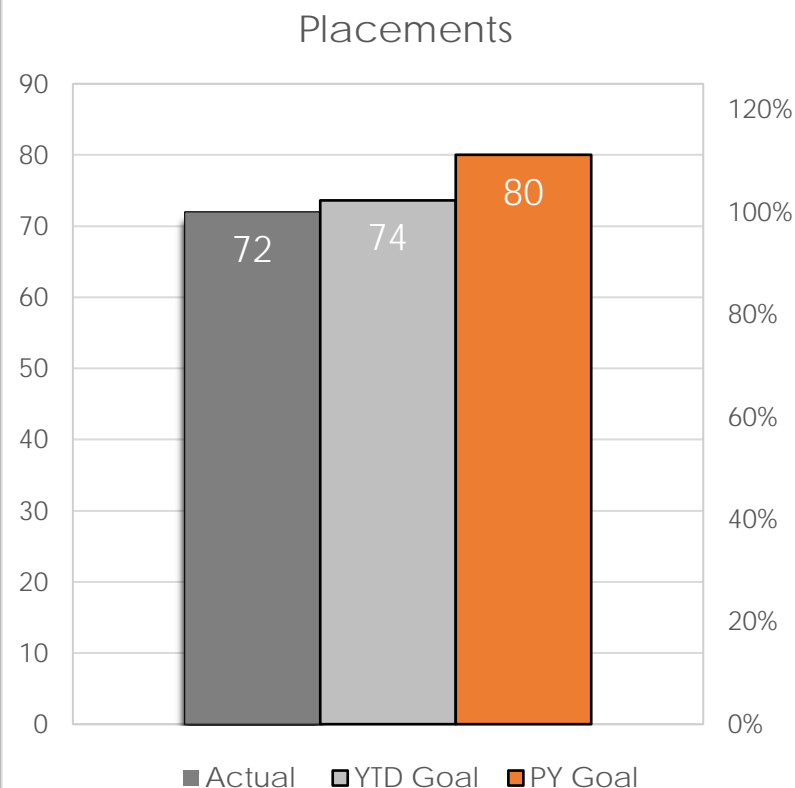
\$2,102.46  
Average Cost to Serve PTW  
Customer<sup>4</sup>

## PROGRAM RESULTS

**31**  
Positive Program Exitors  
PY Goal: 70

**17**  
Neutral Program Exitors  
PY Goal: 10

**98%**  
% of Employment  
Goal



**71**  
Average Days Until Placement<sup>6</sup>  
PY Goal: 90 Days

**\$17.79**  
Average Wage of Placement<sup>6</sup>  
PY Goal: \$12.50/hr

**Transportation**  
Top Industry of Placement<sup>6</sup>  
2nd: Retail

## PROGRAM HIGHLIGHTS

The Parents to Work program implemented additional incentives for program participants (e.g., e-gift cards to Amazon) for first-time employment after enrollment, and the successful completion of a work-based learning activity. The goal of the e-gift card incentive was to increase participation and job fair attendance. The goal for the first-time employment incentive is to get participants motivated to get to work and to report their employment to their Workforce Specialists. And lastly, because we are seeing more opportunities in work-based learning activities that include pre-apprenticeships, registered apprenticeships, on-the-job training, and paid internships, we wanted to be able to incentivize our participants for successful completion. Since rolling this out this month, we have already seen positive results and outcomes for our participants!

## ECONOMIC IMPACT & RETURN ON INVESTMENT (ROI)



# \$2,481,523

Aggregate New Worker Earnings from Placements<sup>7</sup>

*For every \$1 public dollar spent, the community gets back \$6.57 in tax savings and new worker earnings!<sup>8</sup>*

## SUCCESS STORIES

A customer came into the program with several challenges. He was a father and had several child support cases in several counties, and he recently got out of prison. The customer was employed at Spirit Logistics and he was not making as much as he wanted, or needed, to make a living after paying on his child support cases. This customer wanted to work and knew he wanted to get his CDL. This customer needed the help and support of the Parents to Work program. The solution for this customer was to first get his CDL permit and his DOT physical. The customer enrolled in a program that assisted with helping pass the CDL permit test. After the customer passed the CDL permit test and got his DOT physical, he made arrangements to take the TABE test. This customer took a day off work and came to the Altura Workforce Center to complete that request. Then the customer and his Workforce Specialist set up a Zoom appointment to discuss the Training Request Packet and how to complete it. Once the customer completed the TRP and turned it back in, we discussed the agreement so he was clear of the expectations during this training. The customer was approved by the Parents to Work team to go to the United States Truck Driving School. He was keeping in contact with his Workforce Specialist during the training and he stated it was tough, but he was determined to pass the class.

On May 10, 2021, this customer's transcripts and diploma were received by the Workforce Specialist and he completed the class with a 96.7%! This customer now just has to go to the DMV and pass the test to get his CDL license. This customer also stated that he has a position lined up with Knight Transportation. This customer was thankful to his Workforce Specialist and the Parents to Work program, but it was the customer that proved something to himself, and he is happy with his new career choice. He is well on his way to making a sustainable wage so he can provide for himself and his children!

## NOTES/SOURCES

<sup>1</sup> Referral Tracking Spreadsheet

<sup>2</sup> Connecting Colorado Activity Summary Report

<sup>3</sup> ADW! Program Dashboard

<sup>4</sup> Connecting Colorado Class & Services List Report


<sup>5</sup> Administrative Services' Fiscal Report

<sup>6</sup> Connecting Colorado Client Query Report

<sup>7</sup> Average Wage of Placement multiplied by number of placements

<sup>8</sup> Cost/Benefit Ratio (ROI) is calculated by dividing the new aggregate worker earnings by the YTD budget spent

# SUPPLEMENTAL NUTRITION ASSISTANCE PROGRAM



ARAPAHOE COUNTY

Arapahoe County

Arapahoe/Douglas Works! (ADW!)

FY20 (October 1, 2020 - September 30, 2021)

May Report (67% into PY/33% Remaining)

## REFERRALS/CASELOAD

1,233  
Referrals<sup>1</sup>

100%  
Referrals Contacted by ADW!<sup>2</sup>

777  
Attended Orientation<sup>2</sup>

63%  
Show Rate



823

Year-to-Date (YTD) Caseload<sup>2</sup>

YTD Goal: 402  
% of YTD Goal: 205%  
FY Goal: 600

## BUDGET/SPENDING PROGRESS

Total Budget: \$915,111.96

■ Spent ■ Remaining

Arapahoe County Human Services Budget Tracker  
(October 1, 2020 - June 30, 2021)

(67%) \$612,300.81

(33%) \$302,811.15

Administrative Services' Fiscal Report  
(October 1, 2020 - May 31, 2021)

(61%) \$562,771.95

(39%) \$352,340.01

\$683.81

Average Cost to Serve SNAP  
Customer<sup>5</sup>

## PROGRAM RESULTS

1075

Supportive Services  
Approved YTD

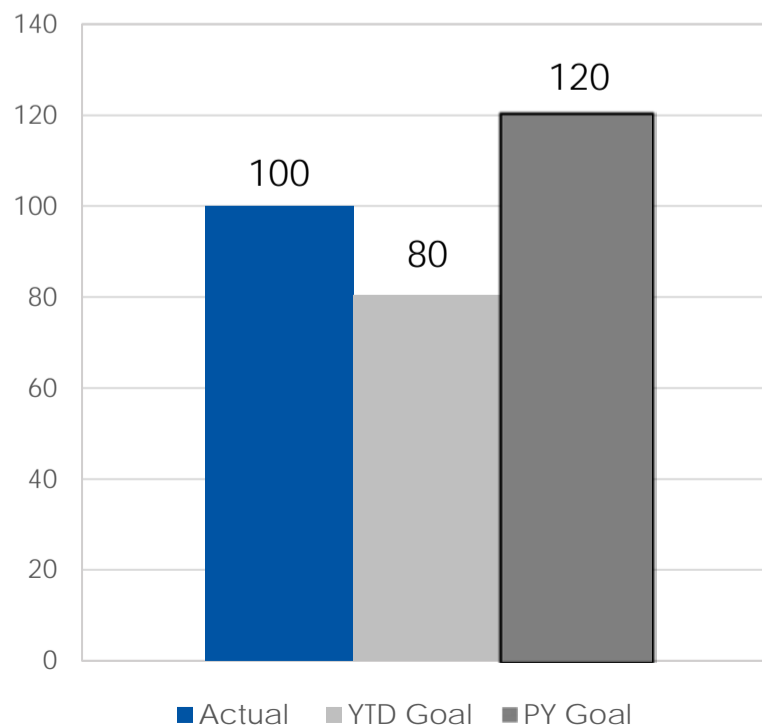
27

Training & OJT Experiences  
Approved YTD

Transportation

Top Supportive Services<sup>4</sup>  
2nd: Books & Supplies  
3rd: GED

Placements



819

Work Activity Participation<sup>3</sup>  
PY Goal: 570

\$16.69

Average Wage of Placement<sup>5</sup>  
PY Goal: \$12.50/hr

Healthcare

Top Industry of Placement  
2nd: Retail  
3rd: Manufacturing

## PROGRAM HIGHLIGHTS

For the month of April, the Arapahoe County Employment First Program had an average wage of placement of \$19.07! This is a phenomenal accomplishment given the COVID-19 pandemic and resulting challenges. In addition to a raise in average wage of placement, enrollments and caseloads are also increasing. The Employment First Program has been able to provide participants with intensive case management, job search support, resume critique, referrals to workshops at Arapahoe/Douglas Works!, access to virtual job fairs and hiring events, tuition support for post-secondary education and certifications, as well as supportive services including: transportation assistance, books & supplies, clothing for new employment, hygiene items, GED workbooks, and much more!

## ECONOMIC IMPACT & RETURN ON INVESTMENT (ROI)

\$152,400

Tax Savings as a Result of SNAP Placements<sup>6</sup>

\$3,471,520

Aggregate New Worker Earnings from Placements<sup>7</sup>



\$3,623,920

Total Benefit (Economic Impact)<sup>8</sup>

*For every \$1 public dollar spent, the community gets back \$6.44 in tax savings and new worker earnings!*

## SUCCESS STORIES

Tina H. has been out of work for the past six months. She realized that she needed to update her skills to compete in the current job market. Tina's background is in developing curriculum for online training and most of the job postings she reviewed required the applicant to be at least proficient in e-learning software called "Articulate". Tina was approved for training through the Employment First and Arapahoe County CARES Program. Tina is thrilled to have earned her credential and be able to earn above \$60K/year for her skills!

## NOTES/SOURCES

<sup>1</sup> Referral Tracking Spreadsheet

<sup>2</sup> ADWI Program Dashboard

<sup>3</sup> Activity Tracking Sheet

<sup>4</sup> Administrative Services' Fiscal Report

<sup>5</sup> CDHS EF Employment Report

<sup>6</sup> Average Annual Payment\* multiplied by YTD Placements

\*Provided by Center on Budget and Policy Priorities

<sup>7</sup> Sum total of Tax Savings as a Result of Program Placements

<sup>8</sup> "Total Benefit (Economic Impact)" divided by the YTD amount spent per the Administrative Services' Fiscal Report

# SUPPLEMENTAL NUTRITION ASSISTANCE PROGRAM



Douglas County

Arapahoe/Douglas Works! (ADW!)

FY20 (October 1, 2020 - September 30, 2021)

May Report (67% into PY/33% Remaining)

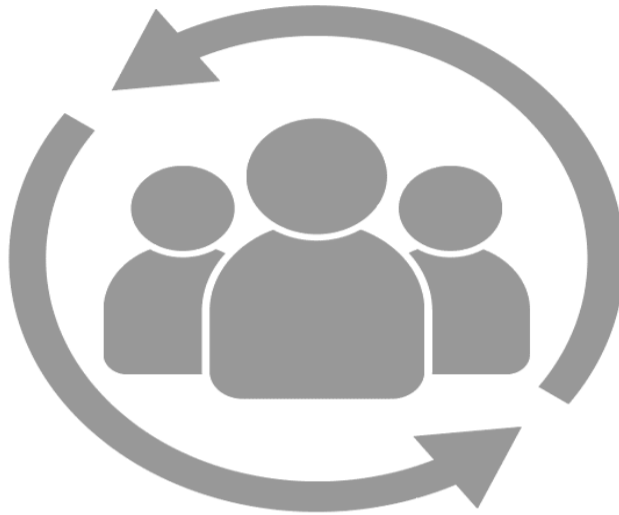
## REFERRALS/CASELOAD

166

Attended Orientation<sup>2</sup>

100%

Referrals Contacted by ADW!<sup>2</sup>



292

Year-to-Date (YTD) Caseload<sup>2</sup>

YTD Goal: 168  
% of YTD Goal: 174%  
FY Goal: 250

## BUDGET/SPENDING PROGRESS

Total Budget: \$96,362.15

■ Spent ■ Remaining

Administrative Services' Fiscal Report  
(October 1, 2020 - June 30, 2021)

(54%) \$51,701.39

(46%) \$44,660.76

\$177.06

Average Cost to Serve SNAP  
Customer<sup>5</sup>

## PROGRAM RESULTS

135

Supportive Services  
Approved YTD

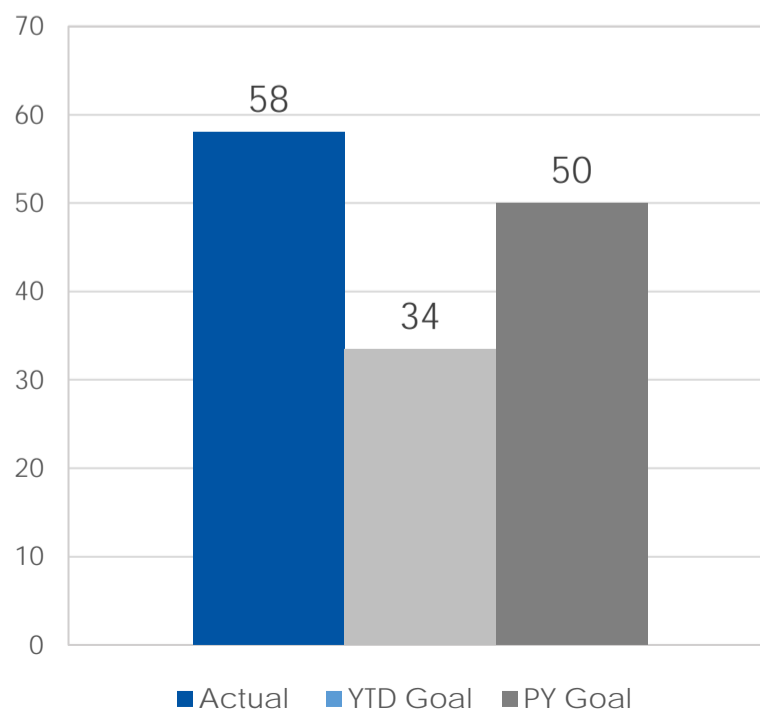
9

Training & OJT Experiences  
Approved YTD

Transportation

Top Supportive Services<sup>4</sup>  
2nd: GED  
3rd: Books & Supplies

Placements



192

Work Activity Participation<sup>3</sup>  
PY Goal: 200

\$21.94

Average Wage of Placement<sup>5</sup>  
PY Goal: \$12.50/hr

Healthcare

Top Industry of Placement  
2nd: Hospitality  
3rd: Food Service

## PROGRAM HIGHLIGHTS

During this performance year (starting in October), the Douglas County Employment First Program has already authorized 118 separate supportive service requests to customers participating in activities that increase their employability!

The Employment First Program has also been able to provide participants with intensive case management, job search support, resume critique, referrals to workshops at Arapahoe/Douglas Works!, access to virtual job fairs and hiring events, tuition support for post-secondary education and certifications, and much more!


## ECONOMIC IMPACT & RETURN ON INVESTMENT (ROI)

\$88,392

Tax Savings as a Result of SNAP Placements<sup>6</sup>

\$2,646,842

Aggregate New Worker Earnings from Placements<sup>7</sup>



\$2,735,234

Total Benefit (Economic Impact)<sup>8</sup>

*For every \$1 public dollar spent, the community gets back \$52.90 in tax savings and new worker earnings!*

## SUCCESS STORIES

Brittany G. is a single mother of 3 children. She is co-enrolled with Manna Connect and is receiving support from three programs including EF, Manna Connect and a housing assistance program. Brittany recently increased her hours to full-time work as a nurse aid and is looking forward to the completion of her LPN certification and licensure in August of this year.

Brittany was able to successfully exit a 12-month transitional housing program and now has a 2 bedroom apartment for herself and children. She is also working on becoming enrolled with the WIOA program in order to access funds for her LPN program in the fall. She is a very hard working mom and a very successful woman who is overcoming barriers to create stability and security for her family. She is an inspiration for other young parents!

## NOTES/SOURCES

<sup>1</sup> Referral Tracking Spreadsheet

<sup>2</sup> ADWI Program Dashboard

<sup>3</sup> Activity Tracking Sheet

<sup>4</sup> Administrative Services' Fiscal Report

<sup>5</sup> CDHS EF Employment Report

<sup>6</sup> Average Annual Payment\* multiplied by YTD Placements

\*Provided by Center on Budget and Policy Priorities

<sup>7</sup> Sum total of Tax Savings as a Result of SNAP Placements and Placements

<sup>8</sup> "Total Benefit (Economic Impact)" divided by the YTD amount spent per the Administrative Services' Fiscal Report



**REFERRALS/CASELOAD**

**46**  
Referrals<sup>1</sup>

**46**  
Ineligible Referrals<sup>1</sup>

**0%**  
Successful Referrals

**13**  
New Enrollments<sup>2</sup>



**45**

Year-to-Date (YTD) Caseload<sup>2</sup>

YTD Goal: 21  
% of YTD Goal: 217%  
PY Goal: 25

**BUDGET/SPENDING PROGRESS<sup>3</sup>**

Total Budget: \$77,000.00

■ Spent ■ Remaining

Administrative Services' Fiscal Report  
(July 01, 2020 - April 30, 2021)

(97%) \$74,783.23

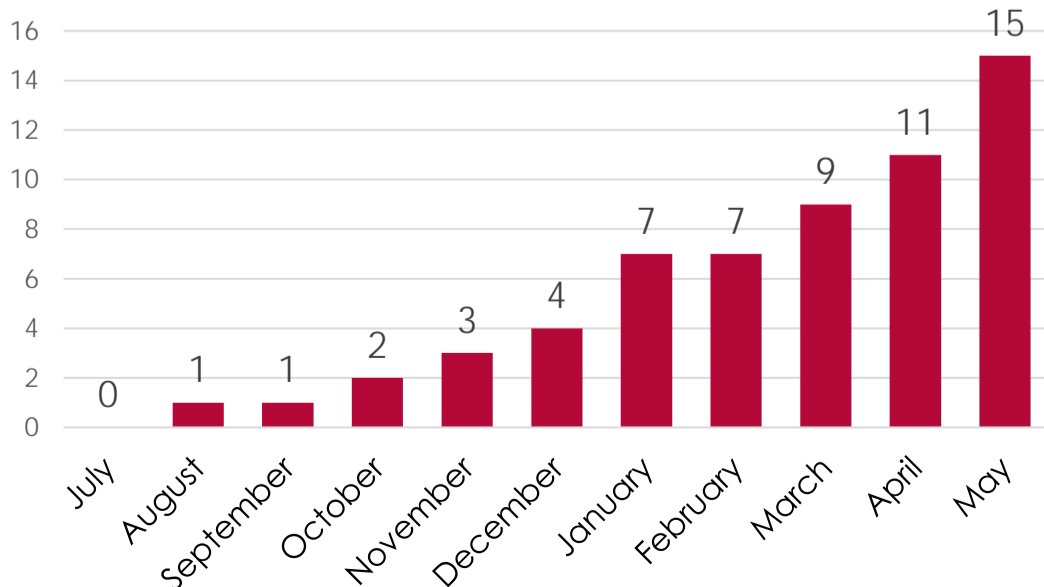
(3%) \$2,216.77

Automotive Repairs  
Top Supportive Services  
Provided

\$1,661.85  
Average Cost to Serve DCHS  
Youth Initiative Customer<sup>4</sup>

**PROGRAM RESULTS**

Placements



**178**

Workforce Preparation Activities Provided<sup>5</sup>  
PY Goal: 25

**\$13.62**

Average Wage of Placement<sup>6</sup>  
PY Goal: \$12.50/hr

**Retail**

Top Industry  
of Placement

## PROGRAM HIGHLIGHTS

A new referral source for the Douglas County Youth Employment Program is Nurse Family Partnership (NFP). NFP is an evidence-based organization that assists first-time parents with prenatal care and parenting resources by providing them with nurse and navigators to assist with their new family role. The goal is to co-enroll participants so that the Douglas County Youth Employment Program can assist with the workforce development piece while the parents and children get personalized medical care and interpersonal strategies for healthy pregnancies and decreased long-term healthcare costs with higher paying jobs.

## ECONOMIC IMPACT & RETURN ON INVESTMENT (ROI)



# \$198,307

Aggregate New Worker Earnings from Placements<sup>7</sup>

*For every \$1 public dollar spent, the community gets back \$2.65 in tax savings and new worker earnings!<sup>8</sup>*

## SUCCESS STORIES

Vanessah G., a Douglas County Youth Employment Program participant, faced the challenge of no paid work experience after graduating from high school. To mitigate this barrier, Workforce Specialist (WFS) Flores provided one-on-one job preparation services from resume review and creation, mock interviews, building her professional development social media platform of LinkedIn, job search coaching from Connecting Colorado, Handshake Platform, and other job search sites.

Vanessah was able to secure interviews and employment at the University of Colorado Denver as a Peer Advocate Leader. She will be serving as a peer mentor and teacher's assistant to provide first-year students with the support they need to be successful in academics and increase involvement in university engagement. WFS Flores was able to connect Vanessah with Dress for Success to get fitted for a 12 piece business professional wardrobe. Vanessah was able to identify and capitalize on her strengths in interpersonal communication, organization, academic prowess, and time management to finish strong academically and strengthen collegiate ties and culture for fellow University of Colorado Denver Lynx!

## NOTES/SOURCES

<sup>1</sup> Referral Tracking Spreadsheet

<sup>2</sup> Connecting Colorado Activity Summary Report

<sup>3</sup> Administrative Services' Fiscal Report

<sup>4</sup> Program Dashboard

<sup>5</sup> Connecting Colorado Class & Services List Report

<sup>6</sup> Connecting Colorado Client Query Report

<sup>7</sup> Average Wage of Placement multiplied by number of placements

<sup>8</sup> Cost/Benefit Ratio (ROI) is calculated by dividing the new aggregate worker earnings by the YTD budget spent